







How To Do A Ballet Bun

You will need: Hair elastic, bobby pins and hair net same colour as your hair, strong hold hair spray and a brush or comb.

	<p>1. Comb hair into a ponytail at ear level and secure with matching colour elastic. Natural hair oils will help so avoid washing hair the evening prior.</p>
	<p>2. Once smooth, spray hair with strong hold hairspray.</p>
	<p>3. Twist the extended pony tail then coil around the hair elastic firmly, using bobby pins to secure as you go around.</p>
	<p>4. Hold in place then tuck the last part into the base and pin. Don't worry about fly-away hairs at this stage. The hair net will capture these.</p>
	<p>5. Now fit a hair net at the base and pull securely to the top. Twist excess hair net around the base of the bun and pin.</p>
	<p>6. Finish off with a few more bobby pins around the base and a final squirt of hairspray.</p> <p><i>Tip: Practise when you aren't in a rush.</i></p>